


Texecom Premier 816 Alarm Panel



PERMACONN™
leaders in wireless security technology

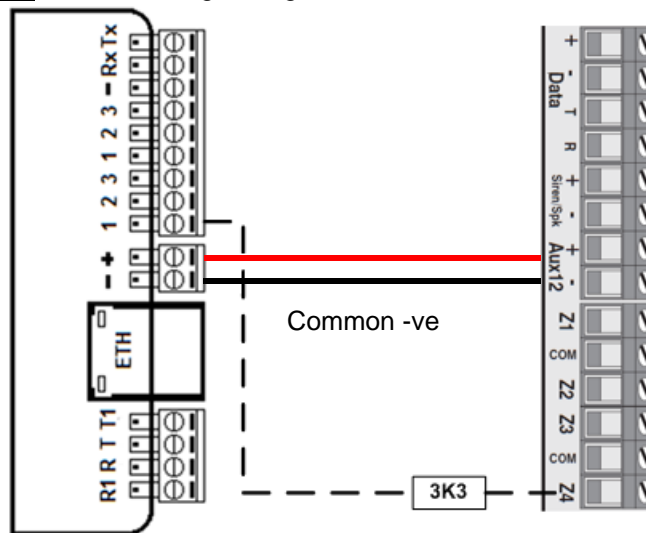
- ✓ **Keyswitch wiring**
- ✓ **Keyswitch programming**

Background: There are three (3) Outputs available.

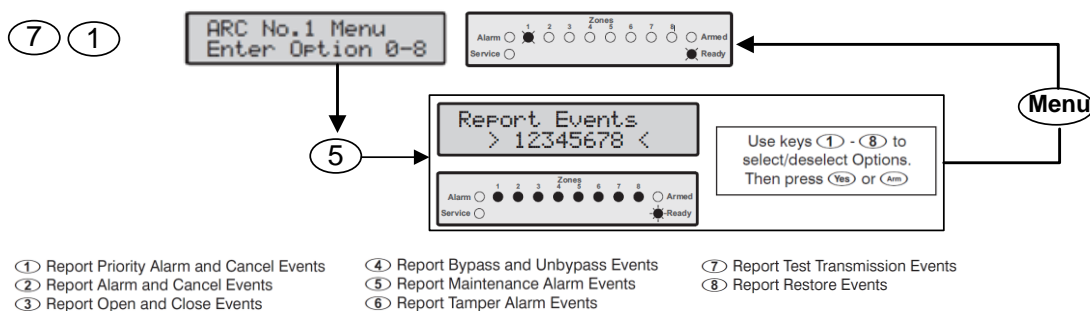
- Outputs are 'Open Collector' @50mA switching negative - for heavier loads a relay must be used.
 - Outputs can be used for e.g. Keyswitch, opening gates or doors etc.
 - Ensure there is a common negative between Permaconn and the device being switched.
 - The outputs can be Opened, Closed or Pulsed remotely using the Permaconn Atlas web portal.
 - The Pocket Secure App can only 'Pulse' the Outputs. A Pulse is approx 1sec.
-  Compatible with 'Pocket Secure' remote arming App, available on iTunes, Google Play and the Windows Phone Store.
- These outputs when wired to a Keyswitch zone on the Alarm Panel can arm & disarm up to a maximum of three (3) areas when using 'Pocket Secure' app.
 - Each area should be independently controlled using a separate Keyswitch zone.
 - Arm/Disarm reporting **MUST be Enabled**. Pocket Secure App requires this for its status notifications.
 - Test each Output by placing the +ve leg of a multi meter on the +ve terminal that supplies power to the Permaconn, then place the -ve leg of a multi meter on the Output terminal you wish to test. Pulse the selected Output the result should go from 0v DC to 12v DC for approx 1sec and back to 0vDC.

Texecom Premier 816 Alarm Panel

E.g. Using Zone 4

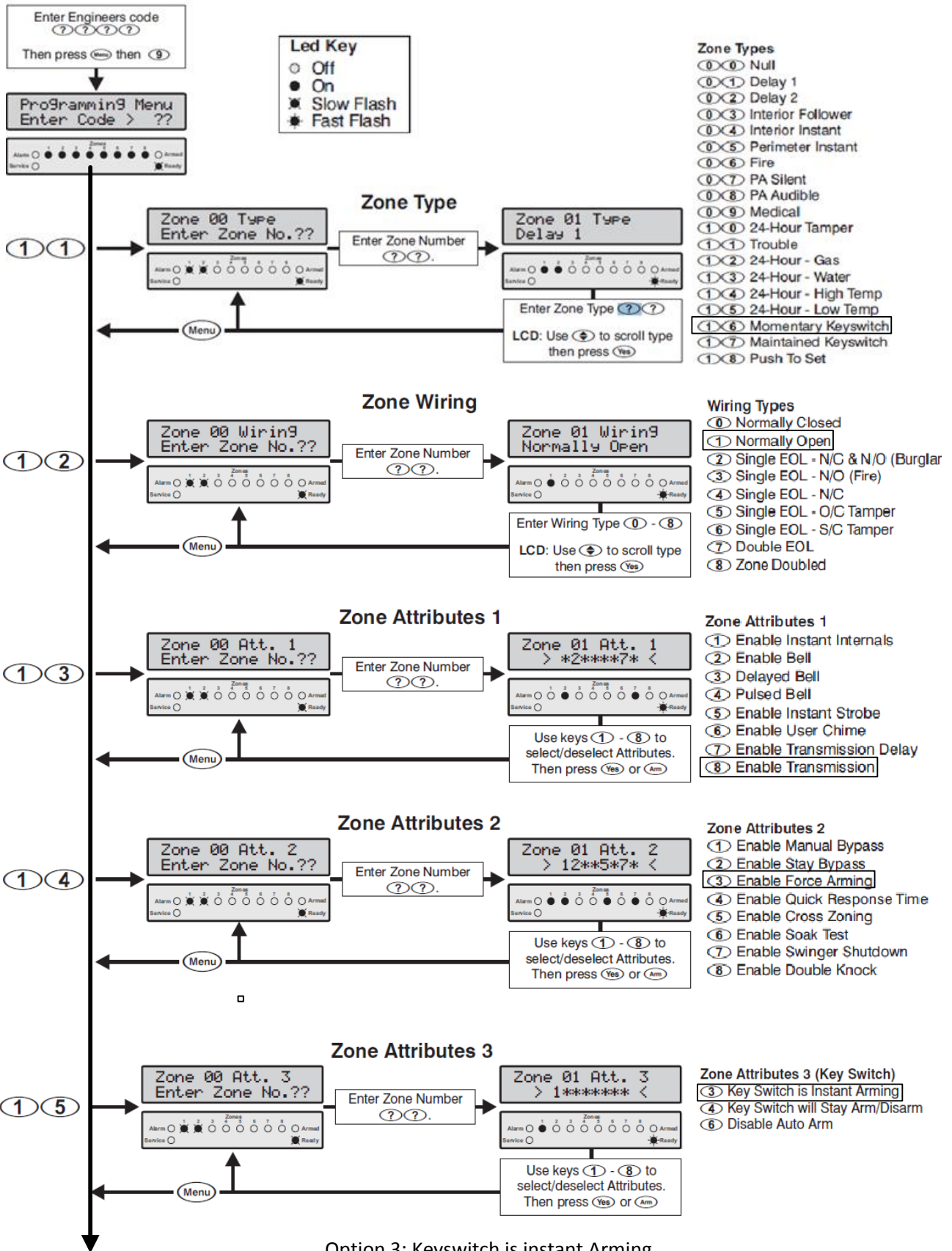


Programming Open (Disarm) / Close Arm) reporting:



Open (Disarm) Report is sent with a CID **E409 C00?** Keyswitch / Close (Arm) Report is sent with a CID **R409 C00?** Keyswitch
 Programming a Keyswitch on a Texecom Premier 816 using a Zone

Programming Setup for Texecom Premier 816 Keyswitch



Option 3: Keyswitch is instant Arming
 Enabled = System Arms instantly, NO Delay, Report is sent immediately.
 Disabled = Exit delay, Report is sent after Exit Delay