


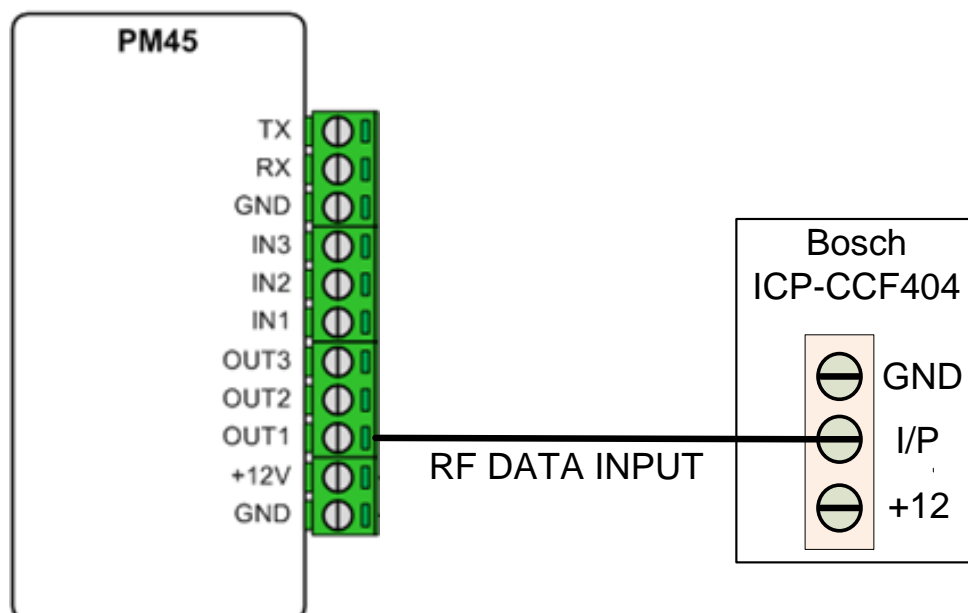
- ✓ **Keyswitch wiring**
- ✓ **Keyswitch programming**

Background: There are three (3) Outputs available.

- Outputs are 'Open Collector' @50mA switching negative - for heavier loads a relay must be used.
- Outputs can be used for e.g. Keyswitch, opening gates or doors etc.
- Ensure there is a common negative between Permaconn and the device being switched.
- The outputs can be Opened, Closed or Pulsed remotely using the Permaconn Atlas web portal.
- The Pocket Secure App can only 'Pulse' the Outputs. A Pulse is approx 1sec.
-  Compatible with 'Pocket Secure' remote arming App, available on iTunes, Google Play and the Windows Phone Store.
- These outputs when wired to a Keyswitch zone on the Alarm Panel can arm & disarm up to a maximum of three (3) areas when using 'Pocket Secure' app.
- Each area should be independently controlled using a separate Keyswitch zone.
- Arm/Disarm reporting **MUST be Enabled**. Pocket Secure App requires this for its status notifications.
- Test each Output by placing the +ve leg of a multi meter on the +ve terminal that supplies power to the Permaconn, then place the -ve leg of a multi meter on the Output terminal you wish to test. Pulse the selected Output the result should go from 0v DC to 12v DC for approx 1sec and back to 0vDC.

E.g. 1: Using the RF Input terminal: This option will only work if NO RF receiver is installed.
Location 431: Must be set to 3 (momentary keyswitch input).

NB:- User code 16 is reported when using a keyswitch.



E.g. 2:- Using a Zone: Choose any hardwired zone 1-4 can be programmed as a keyswitch.

- If using zone doubling the other zone on the same terminals must be an E/E zone type.
- User code 16 is reported.

Zone 1

Location 267: Zone 1: **Zone Type: Must be 11 (Keyswitch Zone Type)**
 Location 270: Zone options 1: **Must be 8 (momentary Arm / Disarm in away mode).**
 Location 271: Zone options 2: **Must be 4 (force arming allowed)**
 Location 272: Report Code: **Must be 1 = Send report. (For Pocket secure App)**
 Location 273: Zone Dialler: **Must be 1 (primary telephone number)**

Zone 2

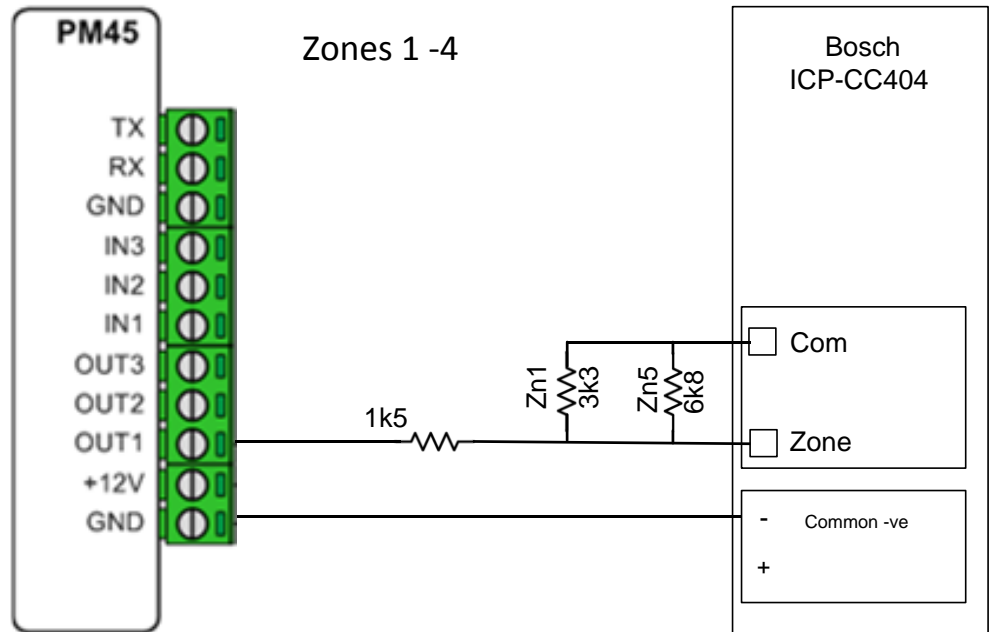
Loc: 274: Zone Type
 Loc: 277: Zone options 1
 Loc: 278: Zone options 2:
 Loc: 279: Report Code:
 Loc: 280: Zone Dialler

Zone 3

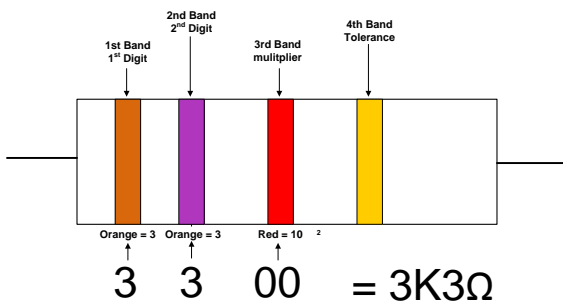
Loc: 281: Zone Type
 Loc: 284: Zone options 1
 Loc: 285: Zone options 2:
 Loc: 286: Report Code:
 Loc: 287: Zone Dialler

Zone 4

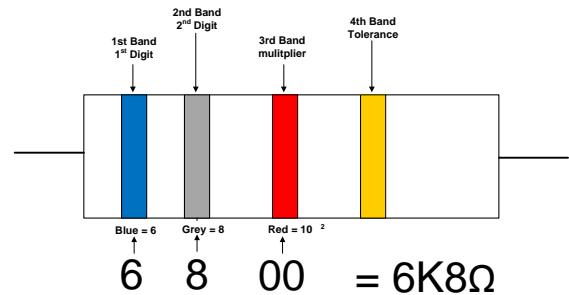
Loc: 288: Zone Type
 Loc: 291: Zone options 1
 Loc: 292: Zone options 2:
 Loc: 293: Report Code:
 Loc: 294: Zone Dialler



3K3Ω resistor



6K8Ω resistor



1K5Ω resistor

